SAATVIK
FOR A BETTER FUTURE

VEGA

MONO PERC
144 CELLS

525 Wp | 530 Wp | 535 Wp | 540 Wp
545 Wp | 550 Wp | 555 Wp
SGE XXX-144 MHC (XXX-525-555 Wp)

12 YEARS — **Product Warranty****
12 years of product warranty

25 YEARS — **Performance Warranty****
Power degradation <2.0% in first year and <0.55% / year in 2 to 25 years

** Please read Saatvik solar warranty documents thoroughly

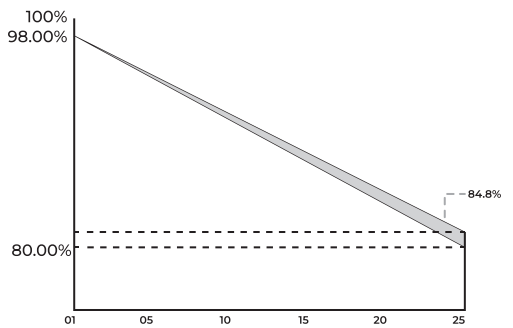

KEY FEATURES

High Module Conversion Efficiency
Module efficiency up to 21.48% achieved through advanced cell technology and manufacturing process.

Advanced Technology
MBB- Multi Busbar (10BB) / Halfcut MONOPERC cells/Ga Doped Wafers.

Positive Tolerance
Power output with a positive tolerance.

Excellent performance in low light
Superior output in low irradiance Increased power production even in low-light environments.

Extended Wind and Snow load Tests
Certified to withstand: wind load (2400 Pascal) and snow load (5400 Pascal).

Excellent PID Resistance
Excellent Anti-PID performance and certified for up-to 288 Hrs.

Withstanding a Harsh Environment
Reliable quality leads to better sustainability, even in harsh environments such as deserts, Farms, coastal and the areas with ammonia exposure

Rigorous Testing Criteria
100% IV Measurement, HIPOT test and EL & visual inspection, ensures defect-free modules

Certifications & Standards

IEC 61215, IEC 61730, IEC 61701, UL 61215, UL 61730, IS 14286, IEC 62716, IEC 62804 IEC 60068-2-68, IEC 61853-1&2

Certifications

Warranty partner Munich RE

Call Us: 1800-547-1151 | www.saatvikgroup.com | sales@saatvikgroup.com

Follow us at :

SAATVIK
FOR A BETTER FUTURE





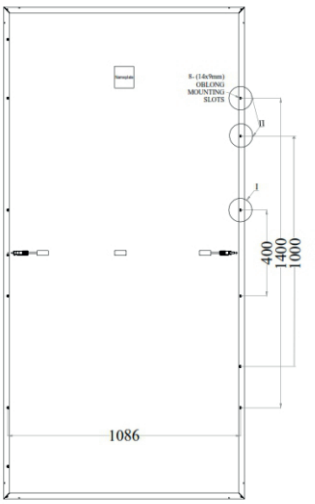

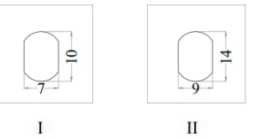

ELECTRICAL DATA PERFORMANCE

Module Type		525Wp		530Wp		535Wp		540Wp		545Wp		550Wp		555Wp	
Conditions	Unit	STC	NOCT	STC	NOCT	STC	NOCT	STC	NOCT	STC	NOCT	STC	NOCT	STC	NOCT
Peak Power, Pmax (Wp)	W	525	390	530	393	535	397	540	401	545	405	550	408	555	412.03
Voltage at Maximum power, Vmp	V	41.31	39.00	41.48	39.16	41.64	39.31	41.77	39.43	41.96	39.61	42.12	39.76	42.31	38.91
Current at maximum power, Imp	A	12.71	9.99	12.78	10.05	12.85	10.10	12.93	10.17	12.99	10.21	13.06	10.27	13.12	10.59
Open circuit voltage, Voc	V	48.85	46.11	49.05	46.30	49.25	46.49	49.45	46.68	49.65	46.87	49.85	47.06	50.05	47.25
Short circuit current, Isc	A	13.35	10.78	13.42	10.84	13.50	10.61	13.59	10.98	13.65	11.02	13.74	11.10	13.80	11.12
Module Efficiency (%)		20.32%		20.52%		20.71%		20.90%		21.10%		21.29%		21.48%	
Operating Temperature (°C)		-40°C~+85°C													
Maximum system voltage		1500 VDC													
Maximum series fuse rating		25A													
Power tolerance (Wp)		0~+3%													
Temperature coefficient of Pmax (γ)		-0.36%/°C													
Temperature coefficient of Voc (β)		-0.28%/°C													
Temperature coefficient of Isc (α)		0.048%/°C													
Nominal operating cell temperature (NOCT)		45±2°C													
Fire Safety		Class-C													
Application		Class-A													
Safety Class		Class-II													

STC : Irradiance 1000W/m², module temperature 25°C, AM =1.5; NOCT: Irradiance 800W/m², ambient temperature 20°C AM=1.5, wind Speed 1m/s Average power reduction of 4.5% at 200W/m² as per IEC 60904-1.
Except Pmax, all other parameters have tolerance of +/-5%, measurement uncertainty +/-3%

MODULE MECHANICAL DATA

SPECIFICATION DATA	
Cell Type	Half Cut-PERC Monocrystalline, 144Cells
Dimensions	2278x1134x35 mm
Weight	28 Kgs
Front Cover	3.2mm Tempered Glass
Backsheet	Composite Film
Frame Material	Silver Anodized Aluminium Profile
J-Box	IP68, 3 diodes
Cable	350mm, 4mm²
Connectors	Mc4 Compatible Connector
Standard Packaging	31 Pieces/Pallet
Module Pieces per Container	620 pieces (40*HQ)

I-V CHARACTERISTICS AT DIFFERENT IRRADIATIONS

PV MODULE : SGE 550-144 MHC

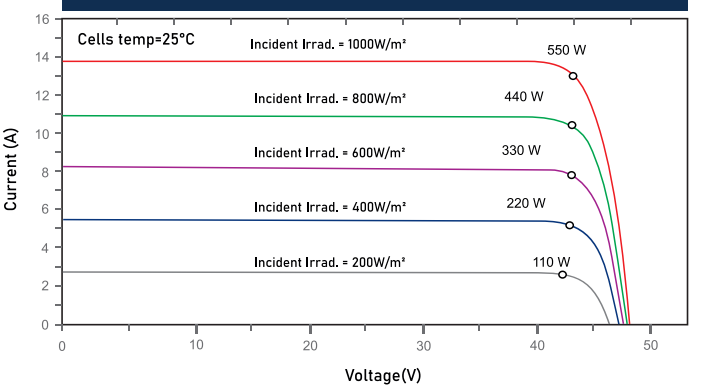

Note:
- The specifications included in this datasheet are subject to change without notice.
- The electrical data given here is for reference purpose only.
- Please confirm your exact requirements with the sales representative while placing your order.
- Refer installation Manual instructions & Saatvik warranty statement for terms & conditions.
- The dimensional tolerance for the short/long side of the module is ±2 mm, and diagonal difference ≤ 3 mm.

STVK/PMG/SGEXXX-144MHC-REV06